

# Brustics™

UNIQUE LANDSCAPE PRODUCTS - NATURALLY




**Thatch**



**Bamboo Fencing**



**Eucalypt Fencing**



**Woodfired Ovens**



**Clearpond**

Get inspired at [brustics.co.nz](http://brustics.co.nz)



## WHAT IS BRUSHWOOD?


Imported for over 20 years, Brustics Brushwood is made from Australian “Broom” – Melaleuca Uncinata – a cousin of manuka but a harder and more durable wood. It is a renewable resource and its harvesting helps to lower the risk of forest fires.

The Brushwood is compressed by machine and tightly stitched with wire. The standard fence panel is 45mm thick and there is also a 25mm thick panel used for cladding. Not to be confused with imitations, Brustics Brushwood is extremely dense and durable (and can last for 20+ years), as opposed to the very flimsy, thin, inferior products that are sold in rolls and often sourced from Asia.

Instant privacy and natural beauty – these are some of the descriptors used by our customers.

**Durability & Maintenance** – As with many of our natural products, the life expectancy depends on the location and conditions it is exposed to. Provided Brustics panels are supported above the ground, they last for more than 20 years, requiring little or no maintenance. In fact, many Brustics customers have now joined our 20 year+ Club. If left uncapped, after a number of years (7 -10), they can start to thin out on top, but this does not necessarily detract from the fence. However, if you wish to avoid this a capping should be used, or you can treat the top with a preservative such as Metalex. The tree oil in the brush is a natural deterrent to insects, so they do not tend to like the brush, however if insects or bugs inhabit the brush, spray the Brushwood with a residual insecticide such as “Yates Complete Lawn Control”.

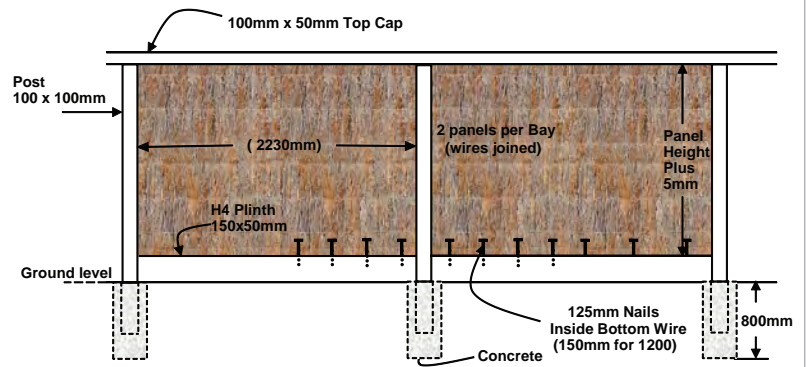
You will enjoy your Brushwood privacy for many years.



| HEIGHT<br>MM | WIDTH<br>MM (NOMINAL) | THICKNESS (NOMINAL) |      |
|--------------|-----------------------|---------------------|------|
|              |                       | 45MM                | 25MM |
| 800          | 1100                  | ✓                   | ✓    |
| 900          | 1100                  | ✓                   | ✓    |
| 1200         | 1100                  | ✓                   | ✓    |
| 1600         | 1100                  | ✓                   | ✓    |
| 1800         | 1100                  | ✓                   | ✓    |

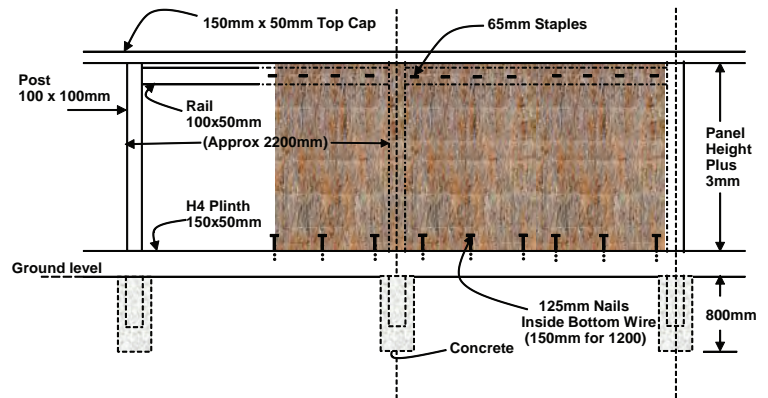
## BORDER STYLE

For full fence installation guides, go to [www.brustics.co.nz](http://www.brustics.co.nz)



The Brushwood panels are placed between the posts and framed with 25 x 25mm beading. It looks the same from both sides. To prevent sag the panels sit on the top edge of a 150 x 50mm plinth. For a full installation guide visit [www.brustics.co.nz](http://www.brustics.co.nz)

## STANDARD STYLE



A continuous Brushwood line – panels are placed along the front of the posts and stapled to a rail. The frame will be seen on one side (see photo above). To prevent sag the panels sit on the top edge of a 150 x 50mm plinth. For a full installation guide visit [www.brustics.co.nz](http://www.brustics.co.nz)

Brustics Brushwood panels are used to provide privacy and screen unsightly areas. Many customers have been referred to us by real estate agents, as a way of enhancing the value of their home prior to resale.

- **Noise absorption** – The type of Brushwood used, the way it is compressed, and the fact that the panels are 45mm thick (more than double most wood panels) provides for excellent noise absorption when compared to other fencing types.
- **Swimming pools** – Brustics Brushwood fences comply with the Fencing of Swimming Pools Act – ask for information if your local council requires confirmation.
- **Graffiti** – Brustics panels are not as prone to being tagged as most other fence types as there is no solid surface to write on.
- **Windbreak** – Brustics Brushwood panels are an excellent windbreak. They filter wind which avoids turbulence on the leeward side.

## DELUXE STYLE



The Brushwood panels and posts are covered with roll caps. Please call us for install instructions 0800 278 784.

# Brustics Fencing

We install Auckland-wide and ship NZ-wide.  
Go to [brustics.co.nz](http://brustics.co.nz) for full install guides.

## BRUSTICS BAMBOO

Our bamboo is a robust fencing solution featuring cane sizes between 35-50mm, available in heights up to 2.4m. Easy to install and it offers an expected lifespan of 8-12 years when used as fencing.

### Maintenance Tips:


**Staining:** For best results, we recommend staining smoked bamboo after 12-18 months and natural bamboo after 18-24 months.

**Capping:** Enhance durability by capping the bamboo with timber during installation and applying a stain. This will help extend the lifespan of your bamboo fencing even further.



Kokomo Natural 35-50mm\* Kokomo Smoked 35-50mm\* Jati Natural 30-40mm Jati Smoked 30-40mm

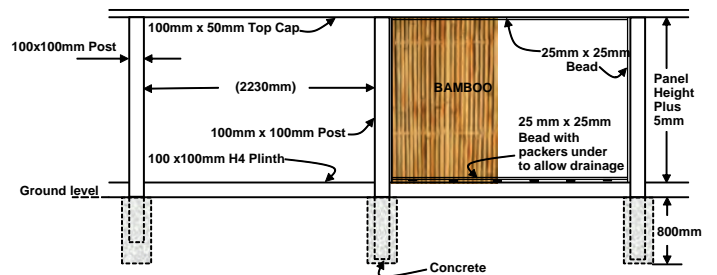
\* The Kokomo is now bound by UV-stabilised synthetic string for better durability and longevity.



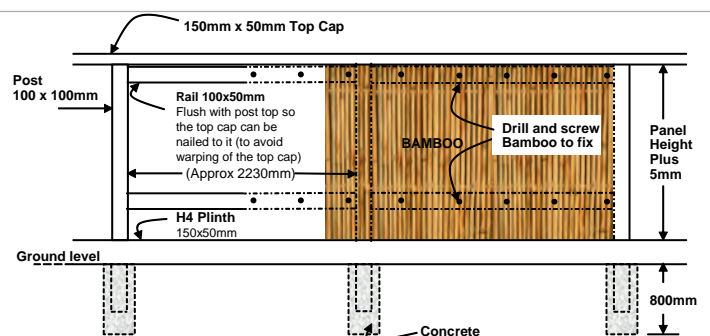

Woven Bamboo Ply

| STYLE<br>(2.2m roll wire threaded) | CANE SIZE<br>(nominal)           | 1.2 | 1.8 | 2.4 |
|------------------------------------|----------------------------------|-----|-----|-----|
| Kokomo Natural                     | 35-50mm                          |     | ✓   |     |
| Kokomo Smoked                      | 35-50mm                          |     | ✓   |     |
| Jati Natural                       | 30-40mm                          | ✓   | ✓   | ✓   |
| Jati Smoked                        | 30-40mm                          | ✓   | ✓   | ✓   |
| Woven Bamboo Ply                   | SHEETS 2.4 X 1.2M - 2PLY (2.5MM) |     |     |     |

## BORDER STYLE



## STANDARD STYLE



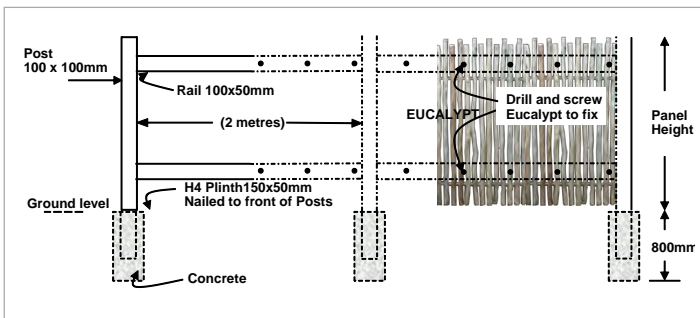
Light yet strong, Eucalypt provides a natural looking fence and is a popular choice for coastal properties, pool fencing and playgrounds. The fence has galvanised steel rods at the top and bottom, threaded through the staves which are then rope bound. It is recommended the Eucalypt is installed either by attaching to posts at 1.0m centres or screwed to a frame with top and bottom rails.



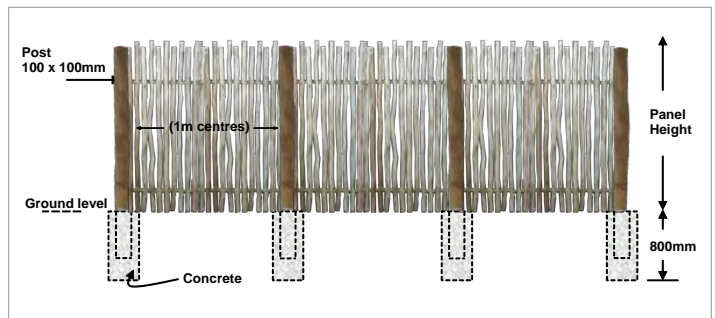
| EUCALYPT RUSTIC FENCE          | HEIGHT      | LENGTH |
|--------------------------------|-------------|--------|
|                                | 0.85 - 0.9M | 2.0M   |
| Meets pool fence requirements* | 1.25 - 1.3m | 2.0M   |
| Meets pool fence requirements* | 1.75 - 1.8m | 2.0M   |

\* Check with your local council or contact us for approval details.

**WITH FRAME**



**WITHOUT FRAME**



**EUCALYPT POLES**



Eucalyptus poles have seen a steady increase in their use for various design applications. Leading architects and landscape designers are impressed with its ability to add organic texture and visual impact to interior and exterior spaces, whether a striking vertical wall, floating ceiling or pergola. Builders and homeowners love the ease of installation, durability and instant transformation it makes within a space.



# Thatch

## BRUSTICS THATCH

Thatch roofs are the perfect outdoor shelter, providing cool shade – typically 10° cooler than the outside temperature – and “cool” shelter from the rain.

They will withstand exceptionally high winds and are built with renewable and partly recycled materials.



## CHOOSE FROM:

For full thatch installation guides, go to [www.brustics.co.nz](http://www.brustics.co.nz)

### Natural Thatch Tiles

Nothing has quite the ambience, insulation and ease of installation of our natural thatch tiles. They will typically have a life of 5-7 years in New Zealand conditions and correctly installed will be 98% waterproof. This means that you can expect the odd drip of water if it is raining heavily, however if you want to ensure complete dryness (e.g. you'd like to house electrical equipment), you can always use one of the synthetic tile options over ply.

- Natural Standard tiles – The layered look. These tiles are thicker and have a greater overlap cover than the other tiles, therefore they are the most efficient tile option. Maximum tile spacing is 350mm.

### Ceiling Texture Ply Options



Woven Bamboo Ply  
Sheets 2.4 x 1.2M x 2.5MM



Dura Thatch Board Ply  
2.4 x 1.2M x 18MM



Reed Board Ply  
2.4 x 1.2M x 18MM

\* Woven Bamboo must be sealed both sides to avoid mould growth. We recommend the reed is also sealed with a varnish before cutting.

### Dura-Thatch Tiles

Available in two styles, Dura-Thatch Palm or Dura-Thatch Reed. They have a life expectancy of 15 years plus. The Dura-Thatch Reed is designed to be used over ply and with the combination of eave blocks will provide the look of a thick thatch roof without the need for maintenance. The Dura-Thatch palm will be approx. 98% waterproof when used alone, or it can also be used over ply.

- Dura-Thatch Reed – perfect for commercial situations, these tiles provide a genuine thatch look and are normally used to cover ply. Their advantage is they require little or no maintenance and have exceptional longevity. Spacing is a maximum of 230mm.
- Dura-Thatch Palm – these tiles are 98% waterproof when used alone or can be used to cover ply. Their advantage is they have a greater “cover” therefore are more economical. Tile spacing is a maximum of 300mm over rods or 380mm over ply.

## BRUSTICS KITSETS

Cabanas, Fale roofs, and Umbrellas – we offer a range of kitsets designed to provide the best result if DIY install is preferred. The thatch is easily installed on a gable roof, however it requires a special roof design to install on hip roofs. If you don't know the difference between the two roof types, please ask. Please note; fees apply to design roof structures and/or re-design or rectify installations where we have not designed or installed. See price list for the standard sizes available. (A custom size service is also available).



# Playground & School Solutions



KIWIANA



SCREENING



NATURAL SHELTER

Nature is a vital source of childhood discovery and delight. Brustics products offer a natural alternative for containment and landscaping while enhancing cultural connections and fostering a sense of belonging for students and staff. By incorporating elements of Kiwi, Pacifica, Zen, and European cultures, our products can meet the diverse needs of many educational settings.

Our range of gazebos offers the opportunity to take the classroom outside. Brustics Eucalyptus and Bamboo fence panels provide traffic direction whilst also allowing pupils to look through them, creating a sense of space and allowing interaction, even if they are in different areas of the school. They also allow teachers to observe pupils throughout the playground.

**St Mary MacKillop Catholic School says:**

*“Thank you to the team at Brustics for installing 3 fantastic fales. We have had a great response from our parent community, visitors, ERO and other schools. The fales are loved by our Pasifika community, who use them both before and after school.”*



CONTAINMENT



NATURAL SHADE



OUTDOOR CLASS



# Water Garden



**CLEARPOND™**  
NEW ZEALAND



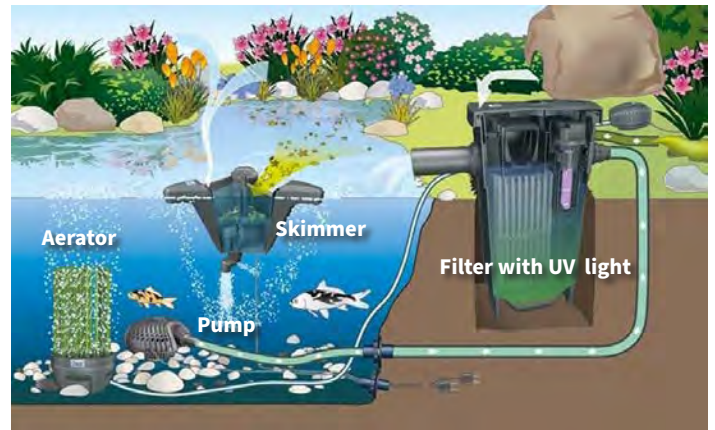
Brustics is the NZ distributor of PondMAX and Oase water garden products, providing everything you need to create stunning water gardens, including pond pumps, submersible pumps, pond filters, water features and pond liners. Visit [clearpond.co.nz](http://clearpond.co.nz) for more information and to view the full range of products.

## Clearwater Pond Basics

The basic components to achieve a clear pond solution should include:

- a pond liner or pre-formed pond – our selection of pre-formed ponds provide a quick and versatile solution, or we can supply PVC or rubber liner to line your custom-built shape.
- a pump for operating a filter, water feature or water course – Pond pumps are specifically designed to provide a relatively low pressure flow to pond filter systems.
- a filter for biological-mechanical cleaning. The pond filter should have a filter that can capture and grow good bacteria to help maintain the water's proper balance. A filter with a UV light to kill water born algae is recommended. (Never clean filter foams in chlorinated water).
- Pond aeration to supply the pond with oxygen – this could be achieved with a fountain or waterfall, or aeration equipment can be installed.
- a skimmer for surface cleaning – usually only required if the pond is surrounded by leafy trees.

The exact requirements and specification of a water garden will also depend on pond type, fish type (if any), watercourse or waterfall, sunlight exposure, temperature variation and trees and shrubbery surrounding and falling into the pond.





## FORNO BRAGA

### **Ready-to-cook woodfired brick oven made in Portugal**

This quality wood fired oven is our best seller with its charming looks and ease of use.

***A magnificent addition to the garden!***



#### **Perfect all Rounder**

- Cooks anything you can cook in a conventional oven such as roasts, chicken, fresh breads, pizza you name it. Whether you want to turn a simple family meal into something special, surprise your guests with an extraordinary meal cooked in your wood fired oven, or throw a pizza party for the kids, your Forno Braga wood fired oven does it all.
- This wood fired oven is our best seller and with its charming looks it is a true jewel in any outdoor area. Its ease of use can turn any cook into a Master Chef.
- The 39cm double doors allow you to better control the wood fire and therefore the temperature inside the oven for the different kinds of cooking. The double door features a hole that is designed to fit our rotisserie for spit roasting (optional accessory).

#### **Exceptional Features**

- The Forno Braga is a real brick oven made in Portugal which is widely known for its superb clay qualities and craftsmanship. Portugal, like other Mediterranean countries, has kept up the ancient tradition of wood fired cooking. The ovens are hand made by Impexfire who have produced over 200,000 since 1992.
- Specially made for Brustics with extra insulation, a cast aluminium door and stainless steel flue, your Forno Braga oven will keep heat for hours and keep looking good for years.

#### **Finished & Ready to Cook**

- The ovens' composition allows them to absorb heat quickly and retain it for long periods, therefore saving fuel. The cooking floor of the oven is made from refractory tiles that are resistant to high temperatures.

**Available in two sizes: 100x100cm (outside) 600kg and 120x120cm (outside) 850kg  
See [www.eurowoodfired.co.nz](http://www.eurowoodfired.co.nz) for more detailed sizing information.**



INCLUDED ACCESSORIES



**MAXIMUS**

***So convenient, heats up in 20-30mins, perfect for our busy lifestyles!***

***Portable. Minimum fuss. Maximum results.***

From the back yard to the bach or beach and back, never be without the taste of wood fired cooking.



**What makes this Wood Fired Pizza Oven so special?**

- Fast heat up time of 20 minutes, and weighing only 65 kgs, this lightweight wood fired oven is easily carried by two people and fits in the back of a station wagon or ute.
- The Maximus oven is made in Portugal with quality refractory materials, yet it weighs just 65kg.
- Manufactured for over 5 years, to date over 300,000 units have been sold worldwide.
- This smart oven is capable of 15 -20 medium pizzas an hour or you can cook anything you like in it, with that authentic “wood fired flavour”.
- The Maximus heats up faster and does not have the weight and support issues associated with traditional wood fired ovens, which are typically half a tonne or more. Yet the oven is 60x60cm on the inside, more than enough room to accommodate two good size pizzas.
- Use the complementary clay baking dish that comes with the Maximus, for meat, fish or bread.

**This oven is the perfect choice if:**


- 1. You are renting or have a bach (crib to the Southerners) and want to “take it with you”.
- 2. You want the choice of wood fired food at a moment’s notice, it heats up in 20-30 minutes, perfect for city living.
- 3. You want an oven that is economical to run – typically only 2-3 kilos of dry wood per hour.
- 4. You want an oven you can put on a wooden deck.
- 5. You enjoy cooking with family or friends – using the Maximus is an event.

**The Maximus offers the best of both worlds:**

- It can reach very high temperatures (typically cooked at 250- 300°C for pizza) but also maintain lower heat for bread, lasagnas, rice, slow roasts etc.
- The oven weighs approx. 65kg, 70x70cm on the outside, 60 x60cm on inside, and 98cm high incl. the removable chimney.

**Also available: the Maximus Prime – at 100x100cm (outside), 90x 90cm (inside) and 135kg, it’s still relatively portable compared to traditional ovens.**

## Photos from our Customers



See more customer photos & testimonials  
and get inspired at [www.brustics.co.nz](http://www.brustics.co.nz)

**Brustics**<sup>TM</sup>  
UNIQUE LANDSCAPE PRODUCTS -NATURALLY

Visit our showroom at:  
NORTH ISLAND: 289 Lincoln Road, Henderson, Auckland, 0610  
SOUTH ISLAND: 23 Sonter Road, Wigram, Christchurch, 8042

Ph: 0800 278 784  
[sales@brustics.co.nz](mailto:sales@brustics.co.nz)  
[www.brustics.co.nz](http://www.brustics.co.nz)