



SHAPESCAPER®

Modular Steel Garden Edging and Planters






www.shapescaper.com.au





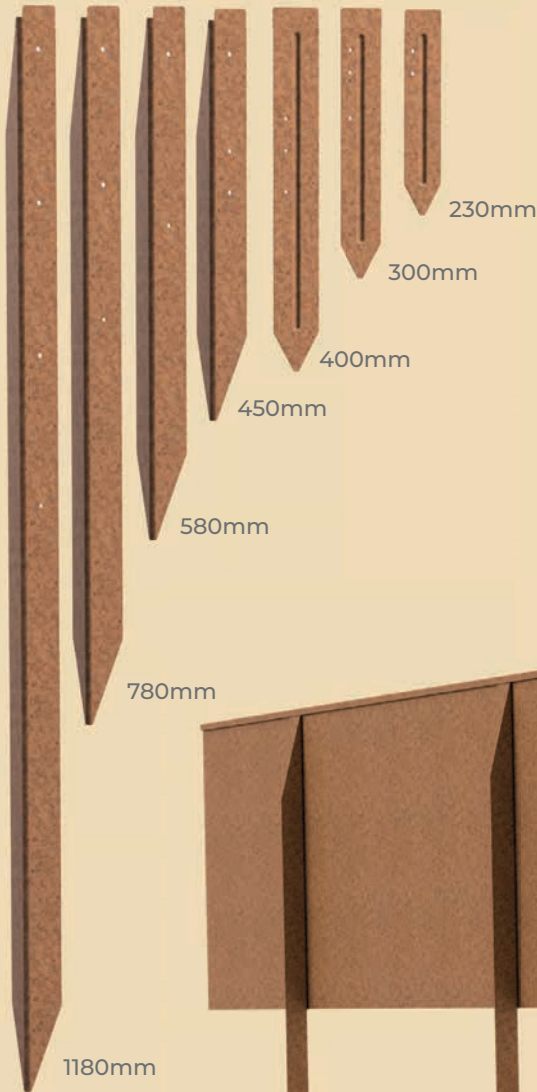

www.shapescaper.com.au



**SHAPE
SCAPER**




www.shapescaper.com.au



230mm, 300mm and 400mm ribbed stakes are used with 75mm-185mm edging



A stake driving tool is available for loan



QR link to video

www.shapescaper.com.au

SHAPESCAPER® weathering steel garden edging

Manufactured in Australia with BlueScope® Steel

Lengths are supplied complete with connector plates, stakes and screws. Pre-drilled holes make assembly and alignment easy. SHAPESCAPER® landscape edging is a modular steel landscaping system available in eight profile heights at 75mm, 100mm, 150mm, 185mm, 230mm, 290mm, 390mm and 590mm. All lengths are 2400mm long and the lower profiles can be shaped on site into angled bends or flowing curves. SHAPESCAPER® weathering steel garden edging is made using Redcor® from BlueScope® steel and is equivalent in specification to “corten”.

REDCOR® GARDEN EDGING all prices inc GST

Product Code	Edging Height	Steel Type	Steel Thickness	Edging Length	Recommended Stakes	Notes
SE075R16	75mm	REDCOR®	1.6mm	2400mm	3 x 230mm stakes	
SE100R16	100mm	REDCOR®	1.6mm	2400mm	3 x 300mm stakes	
SE150R16	150mm	REDCOR®	1.6mm	2400mm	3 x 400mm stakes	
SE185R16	185mm	REDCOR®	1.6mm	2400mm	3 x 400mm stakes	
SE075R20	75mm	REDCOR®	2.0mm	2400mm	3 x 230mm stakes	
SE100R20	100mm	REDCOR®	2.0mm	2400mm	3 x 300mm stakes	
SE150R20	150mm	REDCOR®	2.0mm	2400mm	3 x 400mm stakes	
SE185R20	185mm	REDCOR®	2.0mm	2400mm	3 x 400mm stakes	
SE230R20	230mm	REDCOR®	2.0mm	2400mm	3 x 450mm stakes	
SE290R20	290mm	REDCOR®	2.0mm	2400mm	3 x 580mm stakes	
SE390R20	390mm	REDCOR®	2.0mm	2400mm	3 x 780mm stakes	
SE590R20	590mm	REDCOR®	2.0mm	2400mm	3 x 1180mm stakes	
SE100R25	100mm	REDCOR®	2.5mm	2400mm	3 x 300mm stakes	
SE150R25	150mm	REDCOR®	2.5mm	2400mm	3 x 400mm stakes	
SE185R25	185mm	REDCOR®	2.5mm	2400mm	3 x 400mm stakes	
SE230R25	230mm	REDCOR®	2.5mm	2400mm	3 x 450mm stakes	
SE290R25	290mm	REDCOR®	2.5mm	2400mm	3 x 580mm stakes	
SE390R25	390mm	REDCOR®	2.5mm	2400mm	3 x 780mm stakes	
SE590R25	590mm	REDCOR®	2.5mm	2400mm	3 x 1180mm stakes	



www.shapescaper.com.au

SHAPESCAPER® galvanised steel garden edging

Manufactured in Australia with BlueScope® Steel

Lengths are supplied complete with connector plates, stakes and screws. Pre-drilled holes make assembly and alignment easy. SHAPESCAPER® landscape edging is a modular steel landscaping system available in eight profile heights at 75mm, 100mm, 150mm, 185mm, 230mm, 290mm, 390mm and 590mm. All lengths are 2400mm long and the lower profiles can be shaped on site into angled bends or flowing curves. SHAPESCAPER® galvanised steel garden edging is made using GALVABOND® from BlueScope® steel.

GALVABOND® GARDEN EDGING all prices inc GST

Product Code	Edging Height	Steel Type	Steel Thickness	Edging Length	Recommended Stakes	Notes
SE075G16	75mm	GALVABOND®	1.6mm	2400mm	3 x 230mm stakes	
SE100G16	100mm	GALVABOND®	1.6mm	2400mm	3 x 300mm stakes	
SE150G16	150mm	GALVABOND®	1.6mm	2400mm	3 x 400mm stakes	
SE185G16	185mm	GALVABOND®	1.6mm	2400mm	3 x 400mm stakes	
SE075G20	75mm	GALVABOND®	2.0mm	2400mm	3 x 230mm stakes	
SE100G20	100mm	GALVABOND®	2.0mm	2400mm	3 x 300mm stakes	
SE150G20	150mm	GALVABOND®	2.0mm	2400mm	3 x 400mm stakes	
SE185G20	185mm	GALVABOND®	2.0mm	2400mm	3 x 400mm stakes	
SE230G20	230mm	GALVABOND®	2.0mm	2400mm	3 x 450mm stakes	
SE290G20	290mm	GALVABOND®	2.0mm	2400mm	3 x 580mm stakes	
SE390G20	390mm	GALVABOND®	2.0mm	2400mm	3 x 780mm stakes	
SE590G20	590mm	GALVABOND®	2.0mm	2400mm	3 x 1180mm stakes	
SE100G25	100mm	GALVABOND®	2.5mm	2400mm	3 x 300mm stakes	
SE150G25	150mm	GALVABOND®	2.5mm	2400mm	3 x 400mm stakes	
SE185G25	185mm	GALVABOND®	2.5mm	2400mm	3 x 400mm stakes	
SE230G25	230mm	GALVABOND®	2.5mm	2400mm	3 x 450mm stakes	
SE290G25	290mm	GALVABOND®	2.5mm	2400mm	3 x 580mm stakes	
SE390G25	390mm	GALVABOND®	2.5mm	2400mm	3 x 780mm stakes	
SE590G25	590mm	GALVABOND®	2.5mm	2400mm	3 x 1180mm stakes	



SHAPESCAPER® pre-made edging corners

Manufactured in Australia with BlueScope® Steel

Corner lengths are supplied complete with connector plates and screws. Pre-drilled holes make assembly and alignment easy. SHAPESCAPER® pre-made corners are available in taller profile heights. While the 75mm, 100mm, 150mm and 185mm can easily be shaped on site to form 90° bends, the higher profiles require either the use of our custom bending service or our pre-made corners.

REDCOR® EDGING CORNERS also available in GALVABOND®

Product Code	Edging Height	Steel Type	Steel Thickness	Corner length	Notes
Internal Corners					
SECI075R20	75mm	REDCOR®	2.0mm	300x300mm	
SECI100R20	100mm	REDCOR®	2.0mm	300x300mm	
SECI150R20	150mm	REDCOR®	2.0mm	300x300mm	
SECI185R20	185mm	REDCOR®	2.0mm	300x300mm	
SECI230R20	230mm	REDCOR®	2.0mm	300x300mm	
SECI290R20	290mm	REDCOR®	2.0mm	300x300mm	
SECI390R20	390mm	REDCOR®	2.0mm	300x300mm	
SECI590R20	590mm	REDCOR®	2.0mm	300x300mm	
External Corners					
SECE075R20	75mm	REDCOR®	2.0mm	300x300mm	
SECE100R20	100mm	REDCOR®	2.0mm	300x300mm	
SECE150R20	150mm	REDCOR®	2.0mm	300x300mm	
SECE185R20	185mm	REDCOR®	2.0mm	300x300mm	
SECE230R20	230mm	REDCOR®	2.0mm	300x300mm	
SECE290R20	290mm	REDCOR®	2.0mm	300x300mm	
SECE390R20	390mm	REDCOR®	2.0mm	300x300mm	
SECE590R20	590mm	REDCOR®	2.0mm	300x300mm	



External Corner



Internal Corner



www.shapescaper.com.au

SHAPESCAPER® steel planter rings


Manufactured in Australia with BlueScope® Steel

Rings are supplied as either open or closed (please see table below for the default).

All rings can however be ordered as either “open” or “closed”. Closed rings are supplied fully riveted, while open rings feature pre-drilled holes and pre-fixed connector plates that make alignment and closure quick and easy using the supplied rivets. SHAPESCAPER® planter rings are available in eight profile heights at 100mm, 150mm, 185mm, 230mm, 290mm, 390mm, 590mm, 800mm. All rings are made from 2.0mm thick BlueScope® Steel.

REDCOR® RINGS also available in **GALVABOND®**

Product Code	Ring Height	Steel Type	Diameter	Default Open/Closed	Notes
SR100R575	100mm	REDCOR®	575mm	Closed	
SR150R575	150mm	REDCOR®	575mm	Closed	
SR185R575	185mm	REDCOR®	575mm	Closed	
SR230R575	230mm	REDCOR®	575mm	Closed	
SR290R575	290mm	REDCOR®	575mm	Closed	
SR390R575	390mm	REDCOR®	575mm	Closed	
SR590R575	590mm	REDCOR®	575mm	Closed	
SR800R575	800mm	REDCOR®	575mm	Closed	
SR100R765	100mm	REDCOR®	765mm	Closed	
SR150R765	150mm	REDCOR®	765mm	Closed	
SR185R765	185mm	REDCOR®	765mm	Closed	
SR230R765	230mm	REDCOR®	765mm	Closed	
SR290R765	290mm	REDCOR®	765mm	Closed	
SR390R765	390mm	REDCOR®	765mm	Closed	
SR590R765	590mm	REDCOR®	765mm	Closed	
SR800R765	800mm	REDCOR®	765mm	Closed	
SR100R1150	100mm	REDCOR®	1150mm	Open	
SR150R1150	150mm	REDCOR®	1150mm	Open	
SR185R1150	185mm	REDCOR®	1150mm	Open	
SR230R1150	230mm	REDCOR®	1150mm	Open	
SR290R1150	290mm	REDCOR®	1150mm	Open	
SR390R1150	390mm	REDCOR®	1150mm	Open	
SR590R1150	590mm	REDCOR®	1150mm	Open	
SR800R1150	800mm	REDCOR®	1150mm	Open	
SR100R1530	100mm	REDCOR®	1530mm	Open	
SR150R1530	150mm	REDCOR®	1530mm	Open	
SR185R1530	185mm	REDCOR®	1530mm	Open	
SR230R1530	230mm	REDCOR®	1530mm	Open	
SR290R1530	290mm	REDCOR®	1530mm	Open	
SR390R1530	390mm	REDCOR®	1530mm	Open	
SR590R1530	590mm	REDCOR®	1530mm	Open	



SHAPESCAPER® modular steel landscaping

Manufactured in Australia with BlueScope® Steel

SHAPESCAPER® planters feature a modular design that create extremely durable and attractive REDCOR® weathering steel planters suitable for both domestic and commercial installation. The design incorporates smooth rounded edges and a top 40mm x 20mm return rim for added strength and safety. Planters are supplied in two halves that are easily joined. They can also be combined with a range of extender lengths to create your own custom designs. Pre-drilled alignment holes make assembly very quick and easy. Planters come in either a 500mm or 700mm profile height. Custom bases and feet are also available.


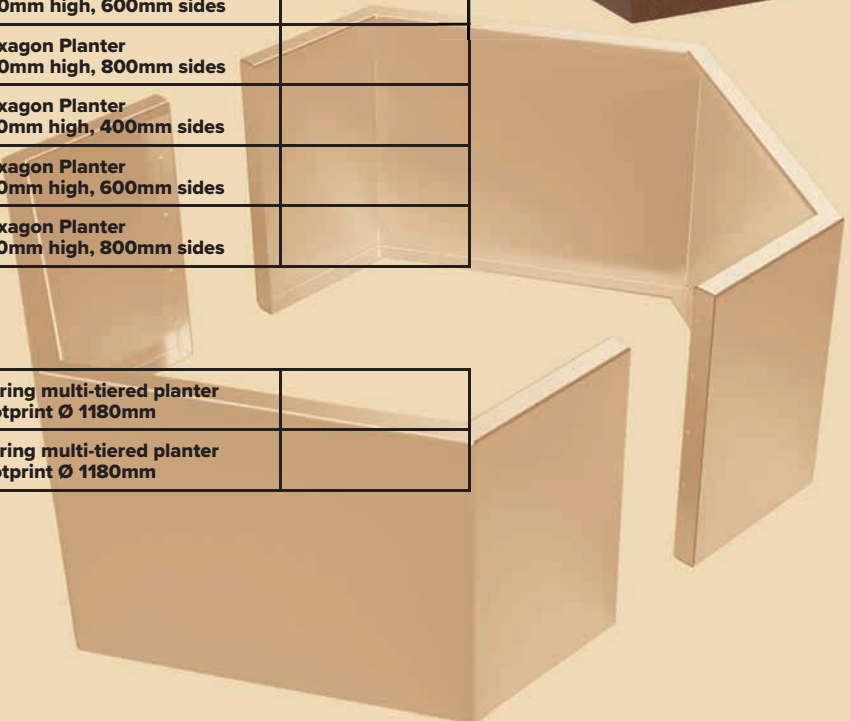
HEXAGON PLANTERS

Product Code	Planter Height	Steel Type	Planter Dimensions	Notes
SPH54R	500mm	REDCOR®	Hexagon Planter 500mm high, 400mm sides	
SPH56R	500mm	REDCOR®	Hexagon Planter 500mm high, 600mm sides	
SPH58R	500mm	REDCOR®	Hexagon Planter 500mm high, 800mm sides	
SPH74R	700mm	REDCOR®	Hexagon Planter 700mm high, 400mm sides	
SPH76R	700mm	REDCOR®	Hexagon Planter 700mm high, 600mm sides	
SPH78R	700mm	REDCOR®	Hexagon Planter 700mm high, 800mm sides	



TRIPLE RINGS

SRT390R765	390mm	REDCOR®	x3 ring multi-tiered planter footprint Ø 1180mm	
SRT590R765	590mm	REDCOR®	x3 ring multi-tiered planter footprint Ø 1180mm	



www.shapescaper.com.au



500mm High MODULAR BOX PLANTERS

Product Code	Planter Height	Steel Type	Planter Dimensions	Notes
SPB544R	500mm	REDCOR®	Box Planter 400mm x 400mm	
SPB566R	500mm	REDCOR®	Box Planter 600mm x 600mm	
SPB584R	500mm	REDCOR®	Box Planter 800mm x 400mm	
SPB588R	500mm	REDCOR®	Box Planter 800mm x 800mm	
SPB51010R	500mm	REDCOR®	Box Planter 1000mm x 1000mm	
SPB51212R	500mm	REDCOR®	Box Planter 1200mm x 1200mm	
SPB5168R	500mm	REDCOR®	Box Planter 1600mm x 800mm	
SPB5186R	500mm	REDCOR®	Box Planter 1800mm x 600mm	
SPB5204R	500mm	REDCOR®	Box Planter 2000mm x 400mm	



700mm High MODULAR BOX PLANTERS

SPB744R	700mm	REDCOR®	Box Planter 400mm x 400mm	
SPB766R	700mm	REDCOR®	Box Planter 600mm x 600mm	
SPB784R	700mm	REDCOR®	Box Planter 800mm x 400mm	
SPB788R	700mm	REDCOR®	Box Planter 800mm x 800mm	
SPB71010R	700mm	REDCOR®	Box Planter 1000mm x 1000mm	
SPB71212R	700mm	REDCOR®	Box Planter 1200mm x 1200mm	
SPB7168R	700mm	REDCOR®	Box Planter 1600mm x 800mm	
SPB7186R	700mm	REDCOR®	Box Planter 1800mm x 600mm	
SPB7204R	700mm	REDCOR®	Box Planter 2000mm x 400mm	



QR link to video



www.shapescaper.com.au

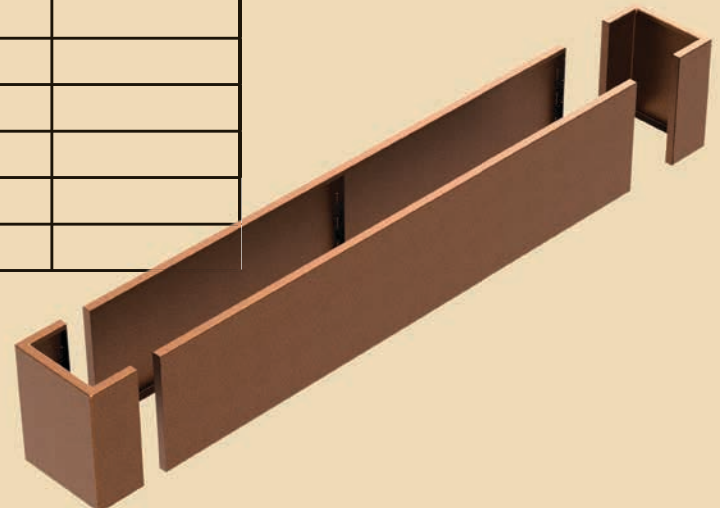
SHAPESCAPER® modular steel landscaping

Manufactured in Australia with BlueScope® Steel

The SHAPESCAPER® Hexagon and Box planters can both be easily customised on site to fit a wide range of designs simply by using the extension pieces listed below. Straight length extenders and 90° corners are typically used to modify box planters while the 60° corners are commonly used to modify hexagon planters. The planter system is however completely modular, being totally interchangeable across the range, even when joining the 500mm and 700mm profiles.

Modular Box Planter Extenders and Corners

Product Code	Planter Height	Steel Type	Extender Side length	Notes
PLANTER STRAIGHT EXTENDER LENGTHS				
SPS56R	500mm	REDCOR®	600mm	
SPS512R	500mm	REDCOR®	1200mm	
SPS518R	500mm	REDCOR®	1800mm	
SPS524R	500mm	REDCOR®	2400mm	
SPS76R	700mm	REDCOR®	600mm	
SPS712R	700mm	REDCOR®	1200mm	
SPS718R	700mm	REDCOR®	1800mm	
SPS724R	700mm	REDCOR®	2400mm	
PLANTER INTERNAL CORNERS				
SP60CI52	500mm	REDCOR®	200mm x 200mm	
SP60CI53	500mm	REDCOR®	300mm x 300mm	
SP60CI54	500mm	REDCOR®	400mm x 400mm	
SP90CI54	500mm	REDCOR®	400mm x 400mm	
SP60CI72	700mm	REDCOR®	200mm x 200mm	
SP60CI73	700mm	REDCOR®	300mm x 300mm	
SP60CI74	700mm	REDCOR®	400mm x 400mm	
SP90CI74	700mm	REDCOR®	400mm x 400mm	
PLANTER EXTERNAL CORNERS				
SP90CE54	500mm	REDCOR®	400mm x 400mm	
SP90CE58	500mm	REDCOR®	800mm x 800mm	
SP90CE510	500mm	REDCOR®	1000mm x 1000mm	
SP90CE512	500mm	REDCOR®	1200mm x 1200mm	
SP90CE74	700mm	REDCOR®	400mm x 400mm	
SP90CE78	700mm	REDCOR®	800mm x 800mm	
SP90CE710	700mm	REDCOR®	1000mm x 1000mm	
SP90CE712	700mm	REDCOR®	1200mm x 1200mm	



www.shapescaper.com.au

SHAPESCAPER® stakes

Manufactured in Australia with BlueScope® Steel

All SHAPESCAPER® stakes and connectors feature precision pre-drilled holes that align with corresponding holes pre-drilled along the full length of all SHAPESCAPER® edging.

A choice of holes along each length allow for either the recommended x3 stakes per length or x4 stakes per length for specific applications, such as long straight runs of edging in light soils or heavy traffic areas.

Lower profile stakes such as the 400mm long ribbed stake offer a choice of fastening heights that can be varied depending on the profile of the edging being installed along with the required fastener depth.

Stakes can be installed by matching up the corresponding holes in the edging, then secured by screwing in from the front.

Alternate installation involves screwing stakes through one of the pre-drilled stake holes into any part of the edging along the back face.

It is important to check that all screwed fittings are placed well under the soil level and will not cause an injury while weeding etc.

All fastening above soil level should be fitted off using the supplied rivets.

STAKES


Product Code	Stake Description and Recommended Use	Steel Type	Steel Thickness	Stake Length	Stake Width	Notes
SS230R	230mm Ribbed Stake use x3 per length 75mm edging	REDCOR®	2.5mm	230mm	45mm	
SS300R	300mm Ribbed Stake use x3 per length 100mm edging	REDCOR®	2.5mm	300mm	50mm	
SS400R	400mm Ribbed Stake use x3 per length 185mm & 150mm edging	REDCOR®	2.5mm	400mm	55mm	
SS450R	450mm L-Profile Stake use x3 per length 230mm edging	REDCOR®	3mm	450mm	42x40mm	
SS580R	580mm L-Profile Stake use x3 per length 290mm edging	REDCOR®	3mm	580mm	42x40mm	
SS780R	780mm L-Profile Stake use x3 per length 390mm edging	REDCOR®	3mm	780mm	42x40mm	
SS1180R	1180mm L-Profile Stake use x3 per length 590mm edging	REDCOR®	3mm	1180mm	42x40mm	
SS230G	230mm Ribbed Stake use x3 per length 75mm edging	GALVABOND®	2.5mm	230mm	45mm	
SS300G	300mm Ribbed Stake use x3 per length 100mm edging	GALVABOND®	2.5mm	300mm	50mm	
SS400G	400mm Ribbed Stake use x3 per length 185mm & 150mm edging	GALVABOND®	2.5mm	400mm	55mm	
SS450G	450mm L-Profile Stake use x3 per length 230mm edging	GALVABOND®	3mm	450mm	42x40mm	
SS580G	580mm L-Profile Stake use x3 per length 290mm edging	GALVABOND®	3mm	580mm	42x40mm	
SS780G	780mm L-Profile Stake use x3 per length 390mm edging	GALVABOND®	3mm	780mm	42x40mm	
SS1180G	1180mm L-Profile Stake use x3 per length 590mm edging	GALVABOND®	3mm	1180mm	42x40mm	





www.shapescaper.com.au

SHAPESCAPER® notes:

SHAPESCAPER®
Landscape Engineering Pty Ltd
Roller doors 6&7
53 Jersey Rd, Bayswater Victoria 3153
(03) 8799 2406
sales@shapescaper.com.au





All SHAPESCAPER® modular raised planter and edging systems feature precision made pre-drilled holes for easy assembly. The innovative new design rapidly transforms your landscape project from concept to completion with professional results and the minimum of fuss. The inherent strength and durability of SHAPESCAPER® products make them ideal for commercial applications while the ease and speed of installation provide the perfect start to creating your own DIY landscape projects.



www.shapescaper.com.au