



# Screenline

DIY Screen Solutions



## Screenline Fence Extensions

[screenlinesystems.com.au](http://screenlinesystems.com.au)



# Screenline Colorbond®

## DIY Screen Solutions

**Screenline Fence Extensions are a DIY solution to easily increase the height of your existing Colorbond fence for added security and privacy.**

Our fence extensions are 100% Australian made and can be simply added to your existing fence. Our fence extensions are available in a huge range of colours to perfectly compliment your current fencing. A simple, stylish, practical and elegant solution to your fencing needs. Order online now for prompt delivery Australia wide!

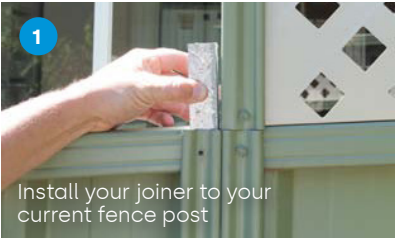
### Features

- DIY Kit
- Privacy and Shade
- 300 & 600mm High Sections
- Custom powder coated to suit existing COLORBOND® fence



## Installation Guide

Your Screenline Fence Extension Kit is easy to install and fits your existing fence for added privacy and safety. Tools required will be a cordless drill with a hex bit, a tape measure and either tin snips or an angle grinder for cutting.



## Colours

COLORBOND® Steel Standard Colour Range



The colour swatches shown have been reproduced to represent actual COLORBOND colours as accurately as possible. However varying light conditions and limitations in the printing process may affect colour tones.

## Designs



Slat Extension Kit



Lattice Extension Kit



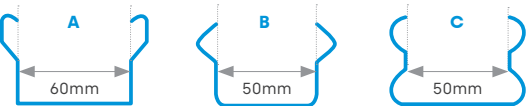
Privacy Extension Kit

## Sizes



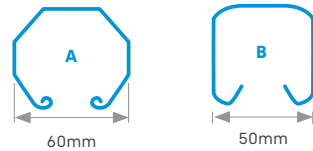
## Post Types


Vertical



## Rail Types

Horizontal





# Screenline Universal

## DIY Screen Solutions

**Screenline Fence Extensions are a DIY solution to easily increase the height of your existing fence for added security and privacy.**

Universal Screenline Fence Extensions are a DIY solution to easily increase the height of your existing fence for added security and privacy. Our fence extensions are 100% Australian made and can be simply added to your existing fence. Our fence extensions are available in a huge range of colours to perfectly compliment your current fencing. A simple, stylish, practical and elegant solution to your fencing needs. Order now for prompt delivery Australia wide!


### Features

- DIY Kit
- Privacy and Shade
- 300 & 600mm High Sections
- Custom powder coated to suit most existing fences

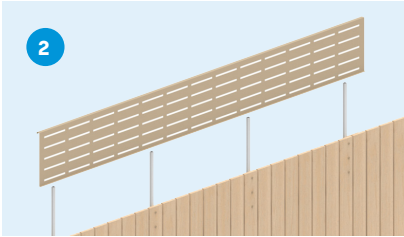


## Installation Guide


Your Universal Screenline Fence Extension Kit is easy to install and fits your existing fence for added privacy and safety. Tools required will be a cordless drill with a hex bit, a tape measure and either tin snips or an angle grinder for cutting if you require reducing panel length.




Attach extender posts to existing fence, ensuring that either 300mm or 600mm (depending on height of extension panel) of post is above the fenceline.



Fasten the posts to the fence sheets using the tek screws provided.





Slide the extension panel over the posts. On a long run of panels you must overlap the panel on the joins so that the holes on the panel mesh together.



Fix the extension panel to the posts using the tek screws provided.

## Colours

COLORBOND® Steel Standard Colour Range


						
Surfmist*	Evening Haze*	Paperbark*	Domain*	Shale Grey*	Dune*	Riversand*
						
Jasper*	Basalt*	Woodland Grey*	Ironstone*	Monument*	Pale Eucalypt*	Wilderness*

The colour swatches shown have been reproduced to represent actual COLORBOND colours as accurately as possible. However varying light conditions and limitations in the printing process may affect colour tones.

## Designs



Slat Extension Kit



Lattice Extension Kit



Privacy Extension Kit

## Sizes

300 x 2350

300 x 3100

600 x 2350

600 x 3100



# Screenline Feature Fence

## DIY Screen Solutions

**Screenline Feature Fencing is a DIY solution to your privacy and partitioning needs.**

Our feature fencing is 100% Australian made and can be easily installed to create a solid or perforated barrier to screen off any area large or small. A simple, stylish, practical, durable solution that is custom powder coated to suit your existing colour scheme.

Order today for prompt delivery Australia wide.


### Features

- DIY kit
- Large selection of powdercoated Colorbond® colours
- 100% Australian made
- Low maintenance
- Easy partitioning

Screenline



**Colours**   COLORBOND® Steel Standard Colour Range



Surfmist®




Evening Haze®



Paperbark®



Domain®




Shale Grey®



Dune®




Riversand®



Jasper®



Basalt®



Woodland Grey®



Ironstone®



Monument®




Pale Eucalypt®




Wilderness®

The colour swatches shown have been reproduced to represent actual COLORBOND colours as accurately as possible. However varying light conditions and limitations in the printing process may affect colour tones.


**Designs**



Slat



Lattice



Privacy

**Sizes**

**Sizes** Height x Width in mm

550 x 2350

550 x 3050

900 x 2350

900 x 3050

1170 x 2350

1170 x 3050

Options

# Before and After









# Before and After







# Testimonials

**"Great product, looks good, well priced & easy to install."**

- Steve Low

**"Really happy with the product and pricing. Assembly was very easy following the simple instructions."**

- Kate

**"We found the Screenline product online and it looked like it would fit the bill. We wanted to block out the view of the construction and everyone's view into our house, while also maintaining our view of the trees. Ordering was easy, product was really well packaged and the instructions were excellent, to produce a simple and very effective fence extension. Very happy."**

- Richard

**"I bought the Screenline extension to stop the kids' basketball going over the neighbours fence. Even as an office worker, it was easy to install myself. Their website made it easy to identify what post type I had (no they're not all Colorbond) and Sanchia at pre-sales happily answered all my questions. Prices were competitive even with delivery. All I needed was a drill driver and Screenline supplied everything else including instructions with plenty tek screws to spare."**

- Dustin

**"After having a new boundary colorbond fence installed, I was finally needing some extra privacy from my neighbours, especially as my neighbours rear balcony exit viewed directly into my backyard and house. My research into privacy screening lead me to purchase the Screenline product. The installation of the Screenline product has solved my matter and enhanced the overall look of the boundary fence. "**

- Frank Meoli

**"Privacy and aesthetics! What a great product and to top it off, easy to install!"**

- Simon

**"We were looking to freshen up our pool area and found that the Screenline fence extenders provided additional means for privacy in our backyard."**

- Andrew from Mardi

**"The property was in desperate need for some additional privacy and the Screenline Fence Extension provided that and was easy to install."**

- Darryl

**"My pool was installed in the eighties with the ground simply sloping away to the fence. I recently installed a deck so that the level was consistent around the pool which resulted in the boundary fence height being reduced and not meeting the current pool standard. I looked at ways that I could extend the fence and found only Screenline was able to provide compliant fence extensions. The staff at Screenline were very responsive in answering queries and processing my order. The extensions arrived within days, the installation guide was easy to follow and I had the job completed in half a day. I am more than happy with the service and the look of the finished product. I would recommend the Screenline product to anyone facing the same pool compliance requirement."**

- Andrew Simms

**"The Screenline Fence Extension kit added just the right level of privacy, looks great and was able to be installed by one person."**

- Steven from Canberra