



MODWOOD

decking

The Sustainable Alternative

NEW COLOUR
CHARWOOD
Now available

Manufactured Down Under to
withstand our harsh UV conditions.

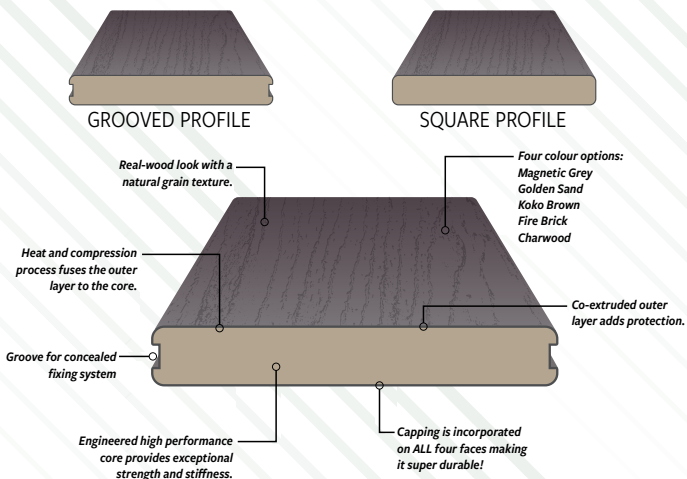
Exclusive New Zealand distributor
INNOVATIVE BUILDING & WOOD PRODUCTS
BUILDPRO





New capped Xtreme Guard

ModWood **XTREME GUARD**® unique capping provides added durability, mould and mildew resistance and splinter free surface. The capped technology incorporates world's best engineering backed by the original Australian manufacturer of wood composite decking. There are five multi-chromatic colours with an enhanced real-wood look and the deep embossed grain producing a natural wood-like appearance. The capping is incorporated on ALL 4 faces making it super durable. Manufactured to the highest achievable level of slip resistance P5 (AS 4586:2013), making it ideal for wet surfaces and commercial decks. Hidden fastening system for standard shaped decks and for irregular shaped decks, matching colour coated head screws makes installation easy and quick. Never have to sand, stain or oil the deck again ever! Simply wash down and occasionally sweep to maintain a beautiful deck.



	ModWood XTREME GUARD	Traditional Timber Decking
Fade, Stain and Scratch resisting	✓	✗
Ultra Low maintenance	✓	✗
Mould and mildew resisting	✓	✗
Won't split, rot or warp	✓	✗
No paint, stain or oiling	✓	✗
Long straight lengths with no defects	✓	✗
Splinter free	✓	✗
Highest achievable slip resistance P5	✓	✗
Unaffected by chlorine or salt water pools	✓	✗
Set length or Custom length packs	✓	✗
25 year [#] limited warranty for durability	✓	✗
25 year [#] limited warranty for fade and stain resistance	✓	✗

Refer to website for warranty terms and conditions.



ModWood **XTREME GUARD**® is the Ultra Low Maintenance decking solution! ModWood has a proven track record in New Zealand's harsh environment! Designed to use the Kleva Klip Snap-LOC concealed fixing system. Colour coated screws available in packs of 100 and 350 for timber framing and packs of 100 for steel framing.

Timber subframe (T-20 Star Drive):

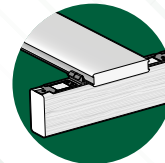
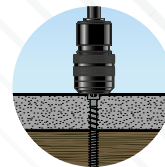
- 10 gauge x 50 mm Stainless Steel 305
- 10 gauge x 50 mm Stainless Steel 316

Steel subframe (T-20 Star Drive-can penetrate up to 4 mm wall thickness):

- 10 gauge x 40 mm Stainless Steel 410



HANDY TIP - use the ModWood Deck Screw Depth Setter for setting screws to the perfect depth.



Kleva Klip Snap-LOC CONCEALED FIXING



MAGNETIC GREY COATED SCREW



KOKO BROWN COATED SCREW



FIRE BRICK COATED SCREW



GOLDEN SAND COATED SCREW



CHARWOOD COATED SCREW



90% approx. of materials used are either recycled or reclaimed.

Each lineal metre of ModWood decking (137 x 23 mm board) contains approximately thirty seven recycled plastic milk bottles and almost two kilograms of reclaimed pine waste. The wood fibre used in the manufacturing process originates from certified plantation grown, sustainably managed pine.

Supporting our environment

With a high content of recycled materials, the manufacturing process uses waste and therefore reduces demand for virgin materials.



ModWood is a member of the Green Building Council of Australia (GBCA). The GBCA was established to develop a sustainable property industry and drive the adoption of green building practices through market based solutions. ModWood is certified with a Global GreenTag ecolabel rating. GreenTag™ is a third party, green building product rating and certification system, underpinned by rigorous scientific and Life Cycle Assessment (LCA) processes. GreenTag certification of ModWood means the design and build communities can be assured of the eco-benefits of a trusted and proven brand. Certification can be viewed on our website.



Durability without lots of maintenance

ModWood products have been designed not to warp, crack or splinter under normal conditions, and require no sanding, sealing or painting for long term protection. Manufactured and formulated Down Under for New Zealand's harsh conditions, ModWood products have a high degree of UV stability and are highly resistant to weather, moisture and termites.

ModWood **Natural Grain Collection** decking has very similar non slip ratings to painted or coated timber decking products. In commercial situations our 137 mm profiles have been manufactured to R11 anti-slip rating with a deep embossed pattern on both faces. The 88 mm decking board is manufactured to R10 anti-slip rating on both faces.

Underfoot ModWood feels firm and strong. This is an important consideration, especially for elevated decks. Compared to many other imitators, ModWood stands above the others in terms of mechanical properties.



ModWood meets the NZBC requirements through its Code Mark certification making it "fit for purpose"!



ModWood requires little of the maintenance time and costs compared to conventional timber decks. However, regular cleaning of your deck will assist in maintaining its great look. Deck Protect® Composite Clean makes cleaning ModWood easy without being harsh on ModWood or surrounding materials. ModWood should be cleaned promptly when foreign substances are inadvertently spilt on the deck. Deck Protect® Sealer can be applied to ModWood **Natural Grain Collection**, only if it is at risk of being stained or marked i.e. beside bbq. Gaps between the boards should also be cleared of any debris. Check our website for Care and Maintenance advice.

Please note, the 'smooth/darker' finish of ModWood **Natural Grain Collection** can lend itself to scuffing and scratching more so than the 'brushed/lighter' finish. However, after weathering the marks will fade.

In exposed areas either side of the **Natural Grain Collection** board can be faced up. The brushed lighter coloured face surface must be used in sheltered applications.

Alternatively, marks will become less noticeable by lightly rubbing them with a natural decking oil using a clean rag. Refer to our website under Care and Maintenance for more detail.

It is strongly recommended that all furniture used on a ModWood deck have protective feet to help prevent scuffing and scratching of the deck surface.

The natural weathering of **Natural Grain Collection** (sun and rain) process will remove tannin or water stain marks that may occur. Tannin marks will typically occur in the initial 6-8 weeks, and the appearance of these marks are highly dependent on the weathering process. Refer to the **Care and Maintenance** section on our website.



ModWood Natural Grain Collection colour range



Colours shown here are approximate representations only. Colours may vary from batch to batch, however different batches of the same colour should weather to within a commercially acceptable tolerance. Natural Grain Collection colours are specifically designed to have variation in colour, pattern finish and depth of pattern. Samples are available from local merchant or by contacting ModWood.



ModWood Natural Grain Collection

The Natural Grain Collection is inspired by the colours and grains found in natural timbers, and was created in response to consumer feedback. The colours include Black Bean (brown/black), Jarrah (red) Silver Gum (silver/grey) and Sahara (burnt orange). A black pigment is intermittently dispersed throughout the board in Black Bean, Jarrah and Silver Gum only.

The Natural Grain Collection includes variable colours with an embossed (grain) finish on the surface of both faces. One face is 'smooth' and the reverse is 'brushed'. The 137mm profiles have a deep embossed pattern; both faces are manufactured to the R11 anti-slip rating. Mini board and 88mm decking boards have a light embossed pattern on both faces.

Weathering and surface temperature characteristics of Natural Grain Collection

ModWood does undergo some weathering when exposed to the elements. Whilst undergoing the weathering process the wood fibres will change to a silver grey colour. This adjusts the overall depth of colour of the board by lightening the colour. This is more noticeable on the smooth face and will primarily happen during the first couple of months after installation. The 'brushed' finish colour will change but not as much as the smooth surface, however the imprint of the embossed lines will also become less pronounced. Weathered colour of "smooth" finish will look similar to the cut end of the board.

Tests have shown that ModWood has a similar surface temperature to timber of similar colours and finishes. Because of this, you should be aware that darker colours such as Black Bean and Jarrah can retain the temperature and feel quite hot under-foot on a warm sunny day (similar to a dark, painted timber board).

For more information on weathering processes, colour differences and the pros and cons of using smooth or brushed finishes, check our website.

The real costs of maintaining a deck

Each time you perform maintenance (2 coats) on your timber deck it is likely you will average:

- **Materials for cleaning/oiling/staining your deck = approx \$5/sqm**
- **Associated labour (your precious time) = approx 0.25 hrs/sqm**

Therefore a 50 square metre timber deck, maintained twice per year will likely cost approx \$500 and 24 hours of your precious time every year (that's three whole working days!).

Each time you perform maintenance on your **ModWood deck** it is likely you will average:

- **Materials for cleaning = approx \$0.50/sqm**
- **Associated labour (your precious time) = approx 0.025 hrs/sqm**

Therefore, a 50 square metre ModWood deck, maintained twice per year will likely cost approx \$50 and 2.4 hours of your precious time every year.

[Check out the maintenance calculator on our website](#)

Decking

ModWood decking comes in a range of sizes, colours and finishes, giving you the ability to create residential or commercial projects with function and style.

Hard wearing and easy on the feet; note 137 mm profiles have a deep embossed pattern, tests have shown ModWood to have a similar surface temperature to timber.

ModWood is child friendly as it does not splinter. This makes it ideal decking for use around pool or spa areas.

Whilst ModWood is unaffected by salt water and it is ideal in a marine environment - suitable for docks and pontoons, it is not designed to be immersed in water.

Installation of ModWood is easy as no special tools are required. A ModWood deck offers long life with minimal maintenance and is a proven performer in the harsh New Zealand environment.

Due to the composition of ModWood, you can create a low environmental impact and stylish outdoor space.



Jarrah

Screening

The modern lines of ModWood Mini board allow you to create a private oasis anywhere outdoors. Private courtyards, cosy outdoor living areas and stunning garden features can be created with this sleek designer product, adding contemporary style to your home.

Due to environmental normalisation of wood fibres, in some circumstances a small deflection may occur. Mini board is not suitable for use as decking.




Sahara

Storage and handling

Store ModWood packs in a flat, dry area under roof and off the ground, covered with protective plastic. Failure to keep packs dry in storage may encourage the growth of mould spores on the surface of the boards.



As ModWood is heavier and more flexible than timber; store and always carry ModWood boards on edge as this will enable you to move the boards more safely.



Black Bean brushed



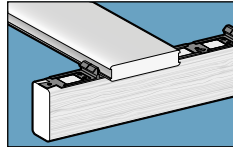
Fixing ModWood

It is essential to obtain the relevant current copy of "ModWood Fixing Instructions" before installing ModWood products.

ModWood **Natural Grain Collection** can be fixed using conventional fasteners - refer to www.modwoodwpc.co.nz for details.

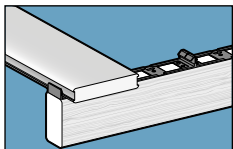
Concealed fixing to suit ModWood CAPPED XTREME GUARD

Designed to use the Kleva Klip Snap-LOC concealed fixing system. Colour coated head screws for timber and steel framing available for those boards that can't use Kleva Klip Snap-LOC i.e. irregular shaped decks and square profile starter boards.



Concealed fixing to suit ModWood Natural Grain Collection

KlevaKlip is the preferred method of concealed fixing of ModWood **Natural Grain Collection**. Please refer to www.klevaklip.com.au for fixing details and adhesive instructions.



ModWood product fixing specifications

Fixing ModWood is different to timber. It is essential that you obtain and check the ModWood fixing instructions **prior** to installation - refer to www.modwoodwpc.co.nz



Some general pointers on ModWood

Observe minimum side by side and butt joint gapping requirements. Must lay boards brushed side up in sheltered applications for **Natural Grain Collection**.

ModWood products are not "structural" and must not be used as bearers, joists etc.

Always pre-drill when screwing or fixing near the ends of the boards. Each pilot hole must be greater than the 'outside diameter' of the screw thread.

Only use fixings that comply with the New Zealand Building Code.

In all cases, when screwing down do not overdrive screws. Fix with low to medium torque. Do not punch nail-heads under the surface of board. Fixing too close to the end of the board will cause splitting. Do not fix within 15 mm of the end of the board.

The perimeter of deck must be kept open and free of vegetation to enable ventilation.



RESIDENTIAL
HEAVY DUTY COMMERCIAL
COMMERCIAL

	DECKING	XTREME GUARD	DECKING WIDE	MARINA BOARD	MINI BOARD SCREENING
DIMENSIONS	88 x 23 mm	137 x 23 mm	137 x 23 mm	137 x 32 mm	68 x 17 mm
Minimum ground clearance	300	150	300	300	150
Joist/support centres (max distance)	450***	450***	450***	600***	800
Minimum end-gap (butt joint)	2	2	2	2	2
Minimum gap - side by side	4	4	4	6	8
Minimum distance from edge of board for fixing	20	20	20	20	20
Minimum end-gap to solid structure	6	6	6	6	6
Screws (pre-drill & countersink)	yes	yes**	yes	yes	yes
Dome-head nails (pre-drill)	yes	no	yes	yes	yes
Nail gun acceptability	yes*	no	yes*	no	yes*
Suitability for fixing to steel substructures	see website	see website	see website	see website	see website
Fixing over concrete	see website	see website	see website	see website	see website
Standard length - approx. 10 to 15mm over length	5.4	5.4	5.4	4.2	4.8
Weight (per lineal metre) kgs	2.3	3.6	3.6	5.0	1.4

* Use only dome-head nails from "coil-nail" gun. Pre-drill and hand nail when within 50 mm of end of board. Nail gun is not our preferred fixing method. ** Face fixing with screws to be kept to a minimum. *** Depending on concentrated load (kN) this may be reduced, contact ModWood directly for deflection calculation.

In all cases, when screwing down do not overdrive screws. Fix with low to medium torque. Do not punch nail-heads under surface of board. Fixing too close to the end of the board will cause splitting. Do not fix within 15 mm of end of board.

ModWood exclusive New Zealand distributor:
Buildpro Limited

33 Iversen Terrace, Christchurch 8011, New Zealand

Phone (03) 384 8365

Freephone (03) 05084 DECKS

email sales@buildpro.net

www.modwoodwpc.co.nz



ModWood, Xtreme Guard and Flame Shield are registered trademarks of Australian Vinyls Corporation Pty Ltd.

Note: All claims made in this brochure refer only to ModWood products mentioned in the brochure.

ModWood warranty will only apply to boards fixed as per the appropriate ModWood Fixing Instructions. March 2021