

Your guide to choosing COLORSTEEL®

TRANSFORMING YOUR ENVIRONMENT





COLORSTEEL® is made, tested and trusted for New Zealand conditions

For over 40 years, COLORSTEEL® has been helping New Zealanders transform their environments. From Kiwi baches to architectural masterpieces, from small homes to commercial buildings, we do more than put roofs over people's heads and protect them from the elements.

We help create the spaces and the places where life happens; where families are raised and where memories are made, where new things are created and where old things are restored. A New Zealand way of building for a New Zealand way of life.

But as New Zealanders lives change, so do we. Driven by a desire to create better, stronger and more beautiful every day, we are constantly building on our foundation of practical knowledge, experience and understanding to think differently and deliver intelligent solutions for real applications.

Bringing the perfect blend of flexibility, strength, design and durability to people's lives.



COLORSTEEL® Ebony, Trapezoidal Profile
Coromandel Hideaway House



COLORSTEEL® Solutions

We're fortunate to live in New Zealand, but with such beautifully diverse landscapes comes equally varied conditions. Alpine regions to harsh West Coast beaches, geothermal locations to urban city suburbs. You need roofing and cladding that can stand up to a range of environments.

COLORSTEEL® – designed, tested and approved to stand up to New Zealand's unique environments and become a part of them.



COLORSTEEL® Titania, Trapezoidal Profile
Raglan

Environmental factors unique to your location play an important part in determining the best solution for your project. Rest assured though, no matter where your project is, roofing or cladding, residential or commercial, we have a solution that you can trust. Made tough, yet forsakes nothing when it comes to aesthetic appeal, boasting a large range of colours and profiles.

Your COLORSTEEL® supplier is the best person to recommend which COLORSTEEL® solution is best for your project or contact us on 0800 697 833 and we can help advise the solution that's right for you.



COLORSTEEL ENDURA®

Enduring Performance for Moderate Inland to Severe Coastal Environments



Designed to provide protection against corrosion in areas where moderate to severe environmental conditions are experienced. Our most popular solution, a product which can be seen on homes, businesses and buildings right around the country. High quality, low maintenance and durable, COLORSTEEL ENDURA® represents the perfect blend of form and function.

COLORSTEEL MAXX®

Maximum Protection for Severe to Very Severe Environments



Designed to provide protection against corrosion in areas where severe to very severe environmental conditions are experienced. Specifically developed to withstand higher atmospheric salt concentrations. The usage of COLORSTEEL MAXX® is determined by your property's proximity to the coast, geothermal areas and industrial environments.

COLORSTEEL ALTIMATE®

Ultimate Protection for Extremely Severe Environments



COLORSTEEL ALTIMATE® combines a marine grade aluminium substrate with the proven paint technology of COLORSTEEL®. Designed for superior corrosion protection, Altimate® is the ideal roofing and cladding solution for New Zealand's extreme conditions.

COLORSTEEL DRIDEX®

Create a warmer, drier and healthier home with DRIDEX®



An innovative solution that delivers superior condensation absorption and enhanced ventilation. Dridex® combines a thin layer of specialised absorbent fleece to the underside of the COLORSTEEL® sheet, negating the need for roofing underlay. It works to absorb accumulating moisture from the roof cavity and then releases it when conditions improve.

Our Environments




Our colour range is inspired by our home; the beautiful, diverse and ever-changing landscape of Aotearoa, New Zealand. All COLORSTEEL® products undergo intense, long-term exposure testing to ensure the colour performance and durability of your roof or cladding.



COLORSTEEL® Lichen, Tray Profile
Awaawaroa House, Waiheke

The right colour should work harmoniously with the rest of your home, the surrounding environment and should reflect your own style and personality. Think about what you like, the surrounding landscape and other homes around you.

Choosing the right colour and profile is an important decision and we understand it can sometimes be hard to visualise. Try the COLORSTEEL® Roof Visualiser at colorsteel.co.nz to help take the guesswork out of realising your vision.



As an island nation, the coast provides some of our most loved experiences. From work to play and from east to west, the coast offers a fresh palette inspired by sea, sky and sand.



COLORSTEEL® Ironsand, Trapezoidal Profile
Millwater, Auckland




The Ironsand palette draws its inspiration from the shifting colours and textures of the black sand beaches. With weathered cedar cladding, oiled finishes and natural stone, this is a palette for those who love to bring the outside in with traces of sand on your feet.


Coast




CLOUD




DESERT SAND




NEW DENIM BLUE



TIDALDRIFT® MATTE



WINDSOR GREY (LG)



IRONSAND


New Zealand has an abundance of bush and rural landscapes. This rich diversity of flora and fauna provide inspiration for a range of colours that sit naturally within the surrounding environments.




COLORSTEEL® Mist Green, Corrugate Profile
Wellington




Lignite reminds us of the fantail's white, dark and light brown feathers. The deep brown of Lignite works well when layered with brown stone and cream accents.




MIST GREEN




PERMANENT GREEN




LIGNITE



FLAXPOD® MATTE



FLAXPOD®



EBONY



The volcanic heart of our country is made up of rock, clay and soil that supports a diversity of life and colour. An earthy palette of light brown through to deep dark reds.




COLORSTEEL® Slate, Tray Profile
Bendemeer, Queenstown




Slate blends with a suburban environment well. In this palette it is paired with warm neutrals, natural timber, and New Zealand schist. Its chameleon ability to work with both cool and warm colours, opens up opportunities to personalise spaces with a soft interior palette as a contrast to the cooler tones of the external cladding. A gentle home in which to make and create.




LICHEN




SLATE




KARAKA



SCORIA



PIONEER RED



THUNDER GREY

Terra

The mountains and ranges offer space to live and explore. The Alpine palette is cool and considered, moving from granite greys to the brilliant whites of our snow-capped peaks.



Sandstone Grey is a cool grey reminiscent of shadows on snow. In this palette it is offset against warm oak flooring, in a similar way to the evening sun warming the mountain ranges at the end of the day. The grains in natural stone, soft grey carpets, and clean blues create a cool fresh palette reflective of mountain regions and lakeside homes.


Alpine




TITANIA




SNOWSTONE® MATTE




GULL GREY



SANDSTONE GREY



GREY FRIARS



THUNDER GREY

Introducing COLORSTEEL® Matte

Design without compromise.

When it comes to great design, every element is considered. From shape and form, to colour and texture – the details matter.

With a growing trend for matte finishes and industrial colour palettes, COLORSTEEL® Matte allows you to achieve your design vision without compromise.

COLORSTEEL® Matte - An innovative and premium paint technology that uses micro-wrinkle technology to diffuse light, creating a unique lustred surface and a soft textured look, revealing the true tone and depth of colour not seen in other finishes.


A refined choice which proves beauty is in the detail, when transforming the look of your home.




COLORSTEEL® TidalDrift® Matte, Internal Insulated Panels, Pauanui



COLORSTEEL® FlaxPod® Matte, Trapezoidal Profile Waihi



FLAXPOD® MATTE



TIDALDRIFT® MATTE




SNOWSTONE® MATTE

Introducing COLORSTEEL DRIDEX®

The better way to roof.

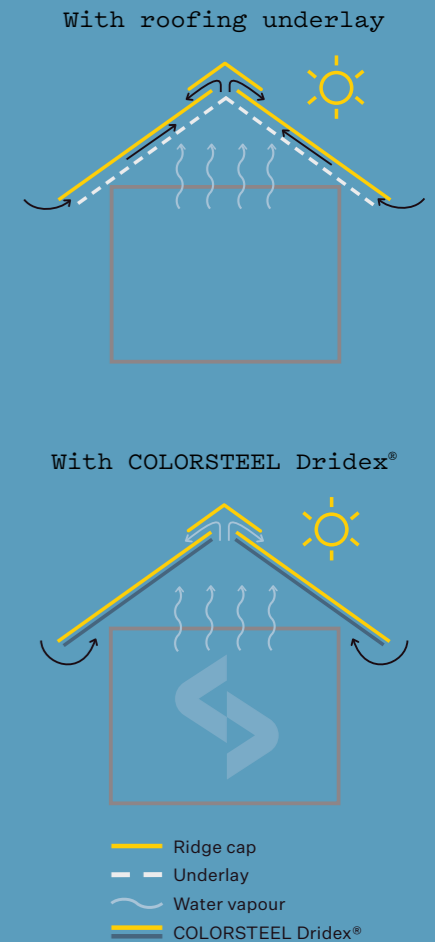
COLORSTEEL DRIDEX® helps to create warmer, drier and healthier New Zealand homes.

It combines a thin layer of specialised absorbent fleece to the underside of the COLORSTEEL® sheet, negating the need for roofing underlay.




Dridex® absorbs accumulating moisture from the roof cavity and then releases it when conditions improve, delivering superior condensation absorption and enhanced ventilation.

Due to the lightweight properties of water vapour, it tends to find its way into the ceiling cavity, which is why the ceiling is often the first place you will find mould, a known trigger of asthma. Dridex® works to help reduce mould and other pollutants associated with asthma; awarded the Sensitive Choice by the National Asthma Council, giving you reassurance you have the right product for a warmer, drier and healthier home.



COLORSTEEL DRIDEX® delivers a warmer, drier environment, offers superior air flow and saves time during installation.







DRIDEX[®]
Underside Fleece



SNOWSTONE[®] MATTE
TSR 68% LRV 69%



TIDALDRIFT[®] MATTE
TSR 29% LRV 13%




FLAXPOD[®] MATTE
TSR 22% LRV 6%




CLOUD
TSR 72% LRV 76%




TITANIA
TSR 67% LRV 69%




GULL GREY
TSR 57% LRV 50%




SANDSTONE GREY
TSR 42% LRV 27%




NEW DENIM BLUE
TSR 25% LRV 11%




GREY FRIARS
TSR 28% LRV 10%




WINDSOR GREY (LG)
TSR 23% LRV 7%




FLAXPOD[®]
TSR 25% LRV 7%




THUNDER GREY
TSR 30% LRV 12%




SLATE
TSR 27% LRV 9%




IRONSAND
TSR 28% LRV 8%




EBONY
TSR 5% LRV 5%




LICHEN
TSR 44% LRV 28%




MIST GREEN
TSR 40% LRV 25%




PERMANENT GREEN
TSR 26% LRV 10%




KARAKA
TSR 25% LRV 8%




DESERT SAND
TSR 58% LRV 51%



SCORIA
TSR 32% LRV 12%



PIONEER RED
TSR 36% LRV 15%



LIGNITE
TSR 30% LRV 11%

Make sure you request a COLORSTEEL[®] pre-painted steel sample from www.colorsteel.co.nz or your COLORSTEEL[®] supplier, for complete colour accuracy before making your final colour selection and decision. For more information contact us on 0800 697 833

TSR: Total Solar Reflectance LRV: Light Reflectance Value LG: Low Gloss

Profiles

A profile is the curve, wave or shape of the COLORSTEEL® applied to your roof or wall cladding. It plays a significant role in the overall design look and feel of your project.

We know it can be hard to visualise what might look best, so try different options with the COLORSTEEL® Roof Visualiser at colorsteel.co.nz

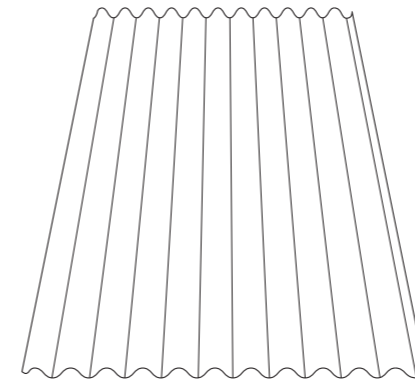


COLORSTEEL® Gull Grey, Trapezoidal Profile
Mt Maunganui

Explore the three main categories of profiles. Each COLORSTEEL® Supplier will have their own unique profile designs, so work with your supplier to select what is right for your project.

CORRUGATE

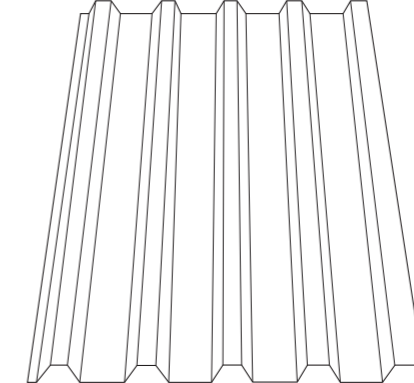
This traditional and classic design has been used on homes across the country for generations. The timeless symmetrical, wave-like pattern of corrugate looks great on villa reroofs but works equally well as cladding on modern architectural designs.



Corrugate

TRAPEZOIDAL

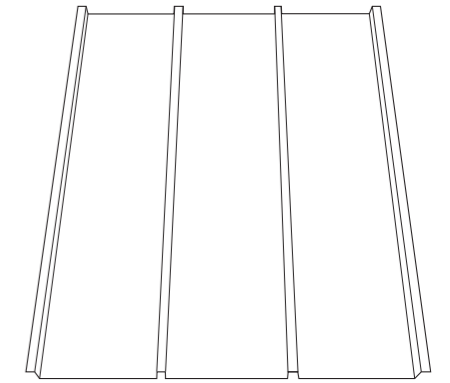
The crisp, clean lines of this profile add a modern touch to any building. Trapezoidal profiles are versatile and have a high strength to weight ratio, not only looking great but also being a perfect choice for a wide variety of applications.



Trapezoidal

TRAY

The sleek aesthetic of the tray profile has made it a favourite with architects and designers for contemporary homes. It's minimalistic design and discreet fastenings make it a popular choice for wall cladding as well as roofing.



Tray

Ensure it's genuine

There is only one COLORSTEEL® – it's made in New Zealand, made for New Zealand conditions, and made to last.

For over 40 years COLORSTEEL® has proven itself on everything from classic villas and contemporary masterpieces to rural buildings and commercial structures. Not all roofing and cladding products are created equal, so always confirm with your supplier that you are getting genuine COLORSTEEL® and ask for a copy of your COLORSTEEL® warranty.

For more information on ensuring you are getting genuine COLORSTEEL® refer to colorsteel.co.nz

OUR RESIDENTIAL ROOFING PERFORMANCE WARRANTY*

		Environmental Categories			
		MODERATE	SEVERE	VERY SEVERE	EXTREMELY SEVERE
ENDURA® and ENDURA® DRIDEX®	Perforation	30 years	15 years	Not recommended	Not recommended
	Paint	18 years	15 years	Not recommended	Not recommended
MAXX® and MAXX® DRIDEX®	Perforation	30 years	20 years	15 years	Not recommended
	Paint	18 years	15 years	15 years	Not recommended
ALTIMATE®	Perforation	30 years	30 years	25 years	25 years
	Paint	18 years	15 years	15 years	15 years

* This chart is a guide only and applies to residential roofing. Design, position and other factors can influence which product is recommended. For full details, including information on the environmental categories and applications like cladding, guttering or for commercial warranties, please visit colorsteel.co.nz/warranty





NOTE: Buyers and users of New Zealand Steel Limited products and services must make their own assessment of the products for their own conditions. All queries regarding product specification, purpose or application should be directed to New Zealand Steel Limited, phone 0800 697 833. New Zealand Steel Limited reserves the right to modify products, techniques, equipment and statements to reflect improvements in the manufacture and application of its products. The information contained in this brochure is accurate as at August 2021 and supplied without prejudice to New Zealand Steel Limited's standard terms and conditions of sale. In the event of conflict between this information and the standard terms and conditions, the standard terms and conditions prevail. COLORSTEEL®, MAXX®, ENDURA®, Altimate®, Dridex®, FlaxPod®, TidalDrift® and SnowStone® are registered trademarks of New Zealand Steel Limited. Copyright© New Zealand Steel Limited, August 2021. 113757

COLORSTEEL.CO.NZ

